

Larry Gets Lost Activity Kit

Celebrating 10 Years of Larry!

ALASKA



little bigfoot

an imprint of sasquatch books



ILLUSTRATED BY John Skewes


LarryGetsLost.com


Published by LITTLE BIGFOOT
An imprint of Sasquatch Books



Help Us Celebrate Larry's 10th Birthday!

Larry loves to eat his favorite snacks!
Can you draw your favorite birthday treat to share with him?

A large, empty rectangular box with a thin black border, intended for a child to draw a birthday treat.





Help Larry Discover Alaska!

Can you help Larry get to know your city?
Connect the picture to the name and help him learn
more about where you live!

Totem poles




Moose



Seaplane



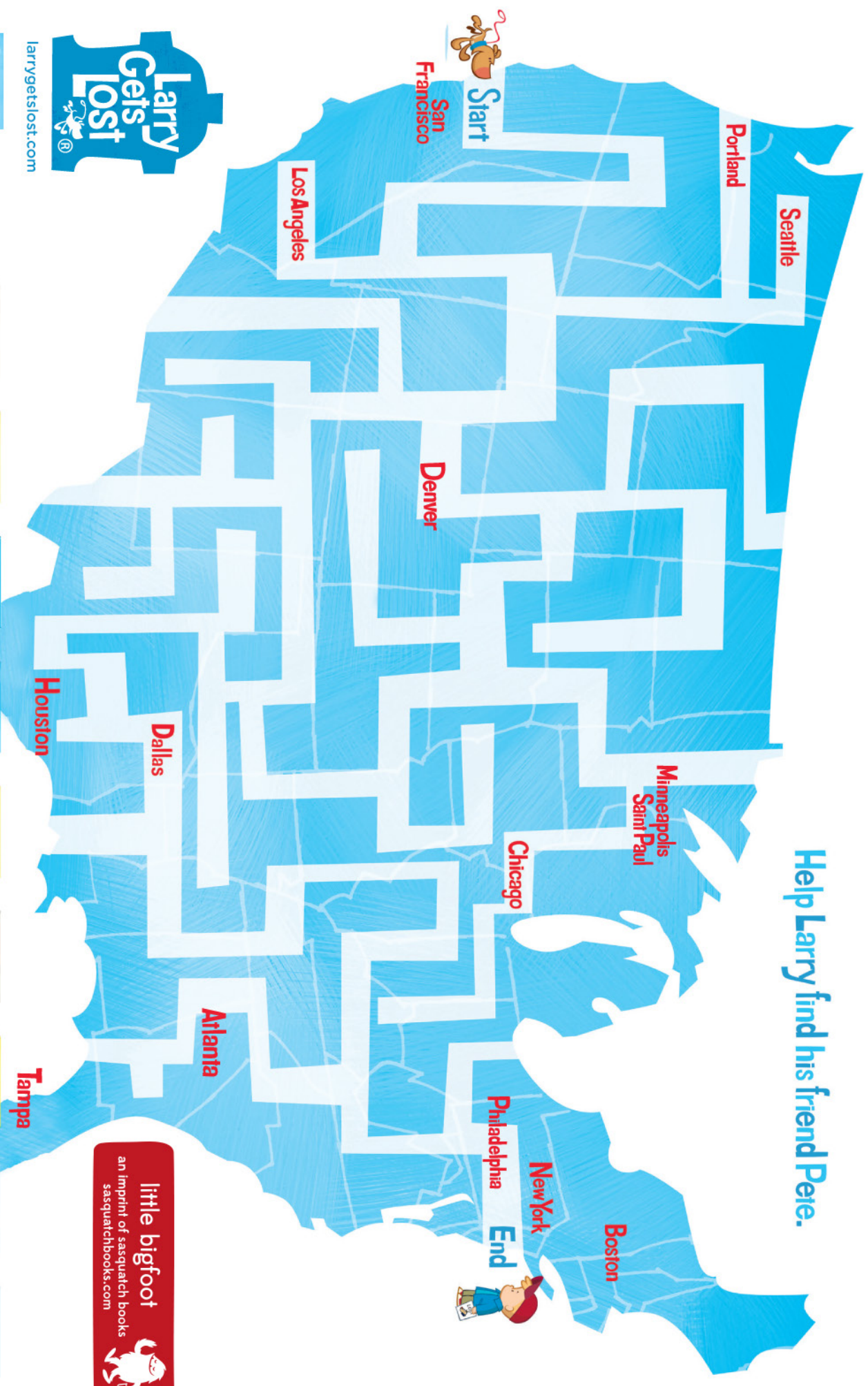
Iditarod Trail Sled
Dog Race



Northern Lights



Help **Larry** find his friend **Pete**.



larrygetslost.com

little bigfoot
an imprint of sasquatch books
sasquatchbooks.com



Created & illustrated by John Skewes, the best-selling Larry Gets Lost children's books are available wherever books are sold.

How to Draw Larry

1. Using a pencil, draw a circle.



2. Draw a second circle and add Larry's mouth.



3. Add the collar and a teardrop shape for Larry's body.




4. Add the legs, ears, and tail.



5. Use a marker to trace over the sketch. Add eyes and a leash.




6. Erase the pencil lines.

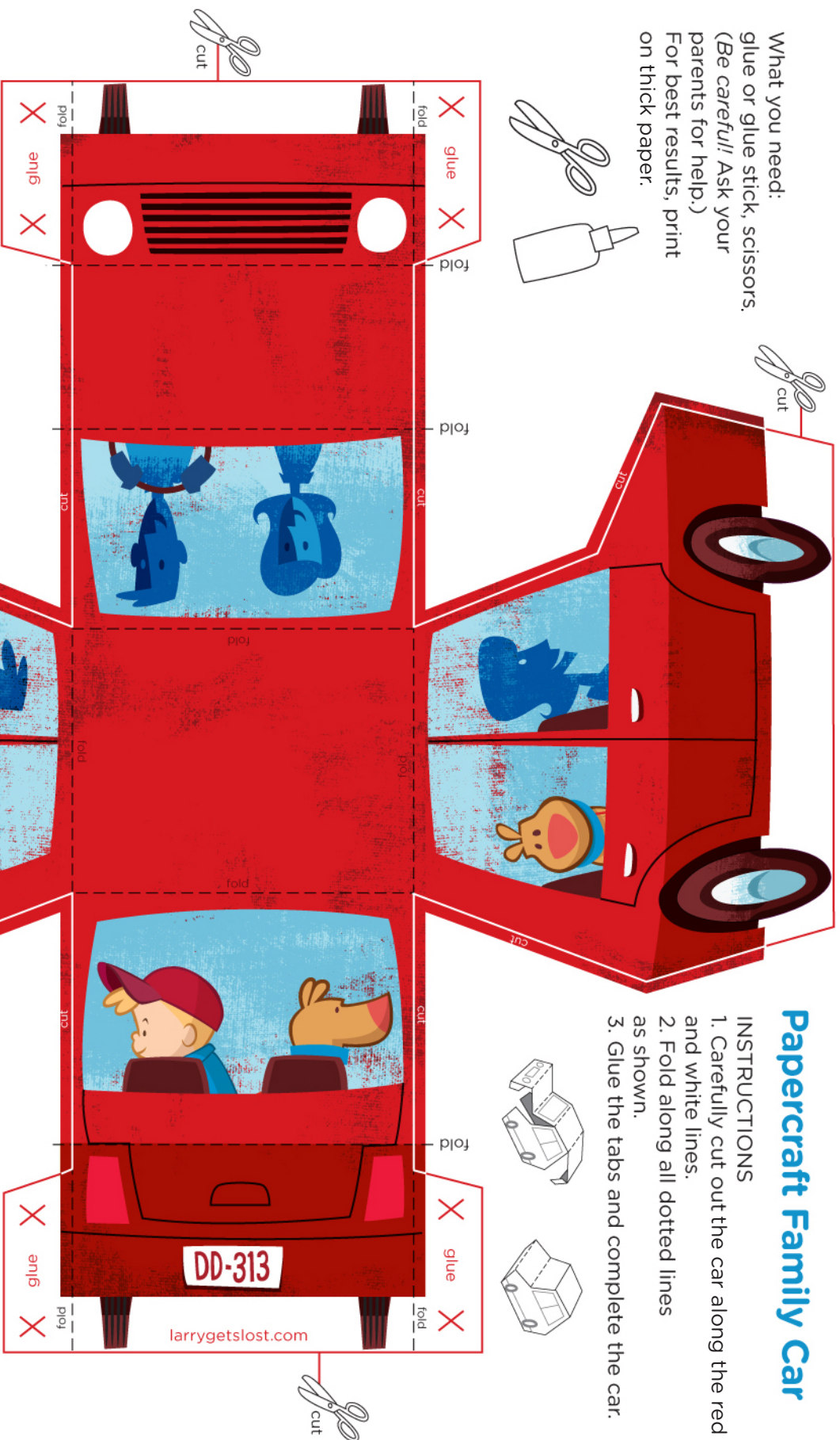
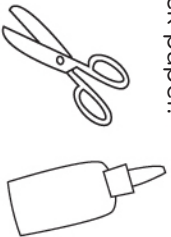


How to Draw Larry

Your turn! Try drawing Larry in the space below.



What you need:
glue or glue stick, scissors.
(Be careful! Ask your
parents for help.)
For best results, print
on thick paper.



Papercraft Family Car

INSTRUCTIONS

1. Carefully cut out the car along the red and white lines.
2. Fold along all dotted lines as shown.
3. Glue the tabs and complete the car.



Larry woke to an amazing, dazzling sight.
The nighttime sky was filled with light.



Storytime
with Larry Gets Lost!

Date _____

Time _____