

Larry Gets Lost Activity Kit

Celebrating 10 Years of Larry!

WASHINGTON, DC



little bigfoot


an imprint of sasquatch books



ILLUSTRATED BY John Skewes


LarryGetsLost.com


Published by LITTLE BIGFOOT
An imprint of Sasquatch Books



Help Us Celebrate Larry's 10th Birthday!

Larry loves to eat his favorite snacks!
Can you draw your favorite birthday treat to share with him?

A large, empty rectangular box with a thin black border, intended for a child to draw a birthday treat.







Help Larry Discover Washington, DC!

Can you help Larry get to know your city?
Connect the picture to the name and help him learn
more about where you live!

Lincoln Memorial



**Washington
Monument**



The White House



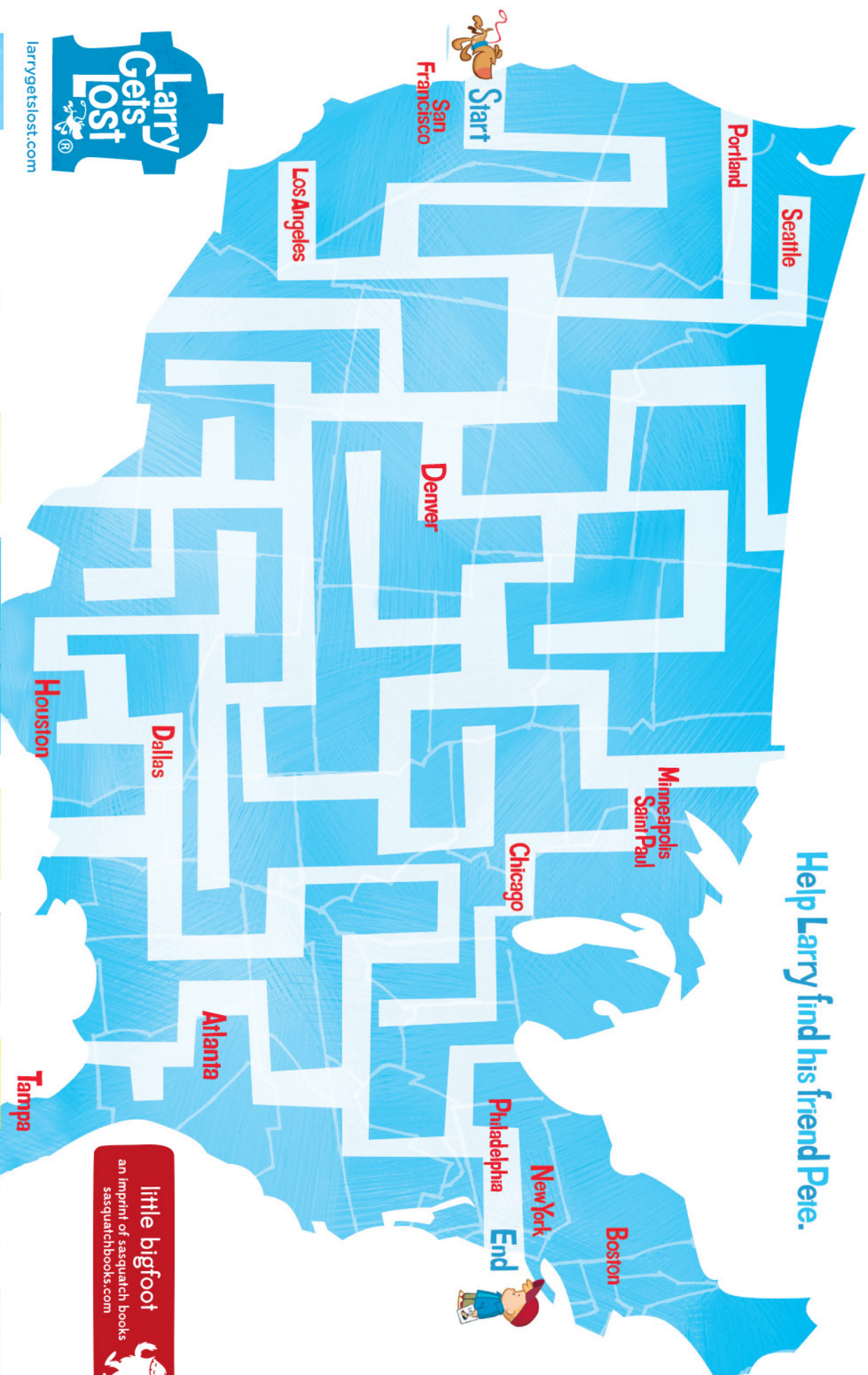
**National Museum
of Natural History**



**The Star-Spangled
Banner**




Help **Larry** find his friend **Pete**.



larrygetslost.com



sasquatchbooks.com



How to Draw Larry

1. Using a pencil, draw a circle.




2. Draw a second circle and add Larry's mouth.




3. Add the collar and a teardrop shape for Larry's body.




4. Add the legs, ears, and tail.



5. Use a marker to trace over the sketch. Add eyes and a leash.




6. Erase the pencil lines.

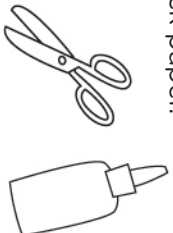


How to Draw Larry

Your turn! Try drawing Larry in the space below.




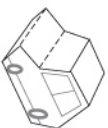
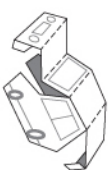
What you need:
glue or glue stick, scissors.
(Be careful! Ask your
parents for help.)
For best results, print
on thick paper.



Papercraft Family Car

INSTRUCTIONS

1. Carefully cut out the car along the red and white lines.
2. Fold along all dotted lines as shown.
3. Glue the tabs and complete the car.



©2012 John Skewes



larrygetslost.com



He saw whales and elephants,
Beasts of all kind,
But not the *one* boy
Larry wanted to find!

Storytime

with Larry Gets Lost!

Date _____

Time _____